DE

LEISTUNGSERKLÄRUNG

Nr Sikla 0460-A

Verordnung (EU) Nr. 305/2011

Eindeutiger Kenncode des Produkttyps	Montageprofilhalter MPH
Typennummer	siehe "Anhang"
Verwendungszweck	Herstellung von Stahltragwerken ≤ EXC 2
Hersteller	Sikla Holding GmbH, Ägydiplatz 3 4600 Thalheim bei Wels | Austria
System zur Bewertung und Überprüfung der Leistungsbeständigkeit	System 2+
Harmonisierte Norm	EN 1090-1:2009+A1:2011
Notifizierte Stelle	TÜV Rheinland Industrie Service GmbH | NB 0035

Leistungsmerkmal	**Erklärte Leistung**
Toleranzen für Maße und Form	EN 1090-2:2018+A1:2024
Schweißeignung	Schweißen nicht vorgesehen
Bruchzähigkeit / Schlagfestigkeit	NPD
Tragfähigkeit	siehe "Anhang"
Verformung im Grenzzustand der Gebrauchstauglichkeit	NPD
Ermüdungsfestigkeit	NPD
Feuerwiderstand	NPD
Brandverhalten	A1 (Stahl) EN 13501-1
Freisetzung von Cadmium und dessen Verbindungen	NPD
Freisetzung von radioaktiver Strahlung	NPD
Dauerhaftigkeit	NPD

Die Leistung des vorstehenden Produkts entspricht den erklärten Leistungen. Für die Erstellung der Leistungserklärung im Einklang mit der Verordnung (EU) Nr. 305/2011, ist allein der obengenannte Hersteller verantwortlich.

Unterzeichnet für den Hersteller und im Namen des Herstellers von:

Villingen-Schwenningen, 21.10.2026

P. Menz

Peter Menz | Head of R&D

Anhang

Anhang – Sikla Conformed Items

Artikel Nummer *Item Number*	Bezeichnung *Description*
802546	MPH F 80 - 46 HCP
802547	MPH F100 - 46 HCP
805343	MPH 46 W HCP
807302	MPH PRO 46 - 46 HCP
803866	MPH PRO 46 - 41 HCP
803867	MPH MS 41 - 46 HCP

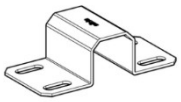	Product:	Profile Holder MPH PRO 46 - 41
	Description	Implementation of a cross-connection between the siMetrix PRO 46 profile and the Sikla Channel with a rail width of 41 mm.
Boundary Conditions:		

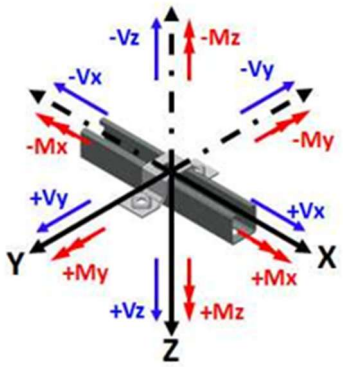

$\pm V_{x,Rd}$ [kN]	0,37
$\pm C_{Vx,Rd}$ [kN/mm]	3,75
$\pm C_{Vx,Geb.}$ [kN/mm]	5,68
$\pm V_{y,Rd}$ [kN]	1,05
$\pm C_{Vy,Rd}$ [kN/mm]	2,82
$\pm C_{Vy,Geb.}$ [kN/mm]	2,99
$\pm V_{z,Rd}$ [kN]	7,73
$\pm C_{Vz,Rd}$ [kN/mm]	3,15
$\pm C_{Vz,Geb.}$ [kN/mm]	3,94
$+M_{y,Rd}$ [kNm]	0,09
$+C_{My,Rd}$ [kNm/rad]	3,07
$+C_{My,Geb.}$ [kNm/rad]	6,17
$-M_{y,Rd}$ [kNm]	0,09
$-C_{My,Rd}$ [kNm/rad]	1,89
$-C_{My,Geb.}$ [kNm/rad]	3,92
$\pm M_{z,Rd}$ [kNm]	0,29
$\pm C_{Mz,Rd}$ [kNm/rad]	1,55
$\pm C_{Mz,Geb.}$ [kNm/rad]	2,29

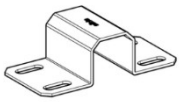	Product:	Profile Holder MPH PRO 46 W
	Description	Element for direct structural connection of the siMetrix PRO 46 profile.
Boundary Conditions:		

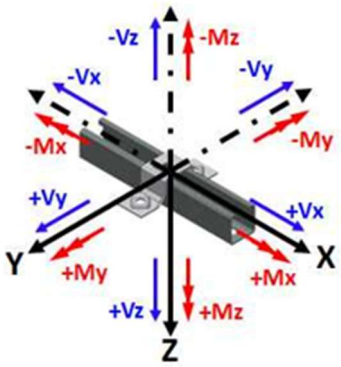

$\pm V_{x,Rd}$ [kN]	0,37
$\pm C_{Vx,Rd}$ [kN/mm]	3,75
$\pm C_{Vx,Geb.}$ [kN/mm]	5,68
$\pm V_{y,Rd}$ [kN]	1,05
$\pm C_{Vy,Rd}$ [kN/mm]	2,82
$\pm C_{Vy,Geb.}$ [kN/mm]	2,99
$\pm V_{z,Rd}$ [kN]	7,73
$\pm C_{Vz,Rd}$ [kN/mm]	3,15
$\pm C_{Vz,Geb.}$ [kN/mm]	3,94
$+M_{y,Rd}$ [kNm]	0,09
$+C_{My,Rd}$ [kNm/rad]	3,07
$+C_{My,Geb.}$ [kNm/rad]	6,17
$-M_{y,Rd}$ [kNm]	0,09
$-C_{My,Rd}$ [kNm/rad]	1,89
$-C_{My,Geb.}$ [kNm/rad]	3,92
$\pm M_{z,Rd}$ [kNm]	0,29
$\pm C_{Mz,Rd}$ [kNm/rad]	1,55
$\pm C_{Mz,Geb.}$ [kNm/rad]	2,29

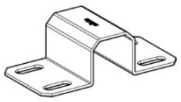	Product:	Profile Holder MPH PRO 46 - 46
	Description	Implementation of a cross-connection between the siMetrix PRO 46 profile and another siMetrix PRO 46 profile.
Boundary Conditions:		

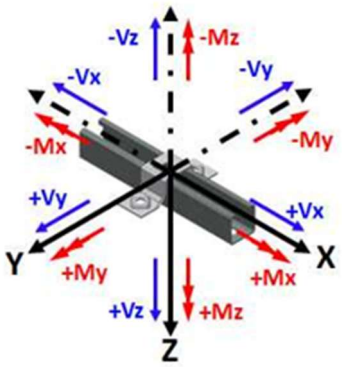

$\pm V_{x,Rd}$ [kN]	0,37
$\pm C_{Vx,Rd}$ [kN/mm]	3,75
$\pm C_{Vx,Geb.}$ [kN/mm]	5,68
$\pm V_{y,Rd}$ [kN]	1,05
$\pm C_{Vy,Rd}$ [kN/mm]	2,82
$\pm C_{Vy,Geb.}$ [kN/mm]	2,99
$\pm V_{z,Rd}$ [kN]	7,73
$\pm C_{Vz,Rd}$ [kN/mm]	3,15
$\pm C_{Vz,Geb.}$ [kN/mm]	3,94
$+M_{y,Rd}$ [kNm]	0,09
$+C_{My,Rd}$ [kNm/rad]	3,07
$+C_{My,Geb.}$ [kNm/rad]	6,17
$-M_{y,Rd}$ [kNm]	0,09
$-C_{My,Rd}$ [kNm/rad]	1,89
$-C_{My,Geb.}$ [kNm/rad]	3,92
$\pm M_{z,Rd}$ [kNm]	0,29
$\pm C_{Mz,Rd}$ [kNm/rad]	1,55
$\pm C_{Mz,Geb.}$ [kNm/rad]	2,29

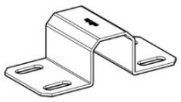	Product:	Profile Holder MPH F 80- 46
	Description	Implementation of a cross-connection between the siFramo TP F 80 and the siMetrix PRO 46 profile.
Boundary Conditions:		

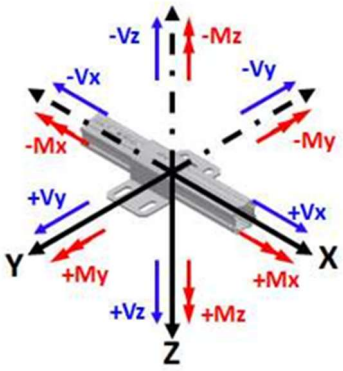

$\pm V_{x,Rd}$ [kN]	0,32
$\pm C_{Vx,Rd}$ [kN/mm]	3,50
$\pm C_{Vx,Geb.}$ [kN/mm]	3,02
$\pm V_{y,Rd}$ [kN]	20,83
$\pm C_{Vy,Rd}$ [kN/mm]	1,45
$\pm C_{Vy,Geb.}$ [kN/mm]	1,81
$\pm V_{z,Rd}$ [kN]	27,61
$\pm C_{Vz,Rd}$ [kN/mm]	1,41
$\pm C_{Vz,Geb.}$ [kN/mm]	1,54
$\pm M_{y,Rd}$ [kNm]	0,60
$\pm C_{My,Rd}$ [kNm/rad]	3,42
$\pm C_{My,Geb.}$ [kNm/rad]	4,59
$\pm M_{z,Rd}$ [kNm]	0,55
$\pm C_{Mz,Rd}$ [kNm/rad]	13,60
$\pm C_{Mz,Geb.}$ [kNm/rad]	14,81

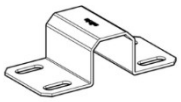	Product:	Profile Holder MPH F 100- 46
	Description	Implementation of a cross-connection between the siFramo TP F 100 and the siMetrix PRO 46 profile.
Boundary Conditions:		

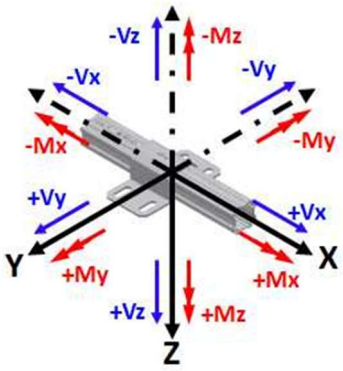

$\pm V_{x,Rd}$ [kN]	0,36
$\pm C_{Vx,Rd}$ [kN/mm]	3,64
$\pm C_{Vx,Geb.}$ [kN/mm]	3,2
$\pm V_{y,Rd}$ [kN]	27,77
$\pm C_{Vy,Rd}$ [kN/mm]	1,13
$\pm C_{Vy,Geb.}$ [kN/mm]	1,73
$\pm V_{z,Rd}$ [kN]	29,21
$\pm C_{Vz,Rd}$ [kN/mm]	2,02
$\pm C_{Vz,Geb.}$ [kN/mm]	2,52
$\pm M_{y,Rd}$ [kNm]	0,99
$\pm C_{My,Rd}$ [kNm/rad]	7,58
$\pm C_{My,Geb.}$ [kNm/rad]	11,24
$\pm M_{z,Rd}$ [kNm]	0,92
$\pm C_{Mz,Rd}$ [kNm/rad]	14,40
$\pm C_{Mz,Geb.}$ [kNm/rad]	20,03

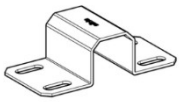	Product:	Profile Holder MPH MS 41- 46
	Description	Implementation of a cross-connection between the Sikla Channel with a rail width of 41 mm and the siMetrix PRO 46 profile.
Boundary Conditions:		

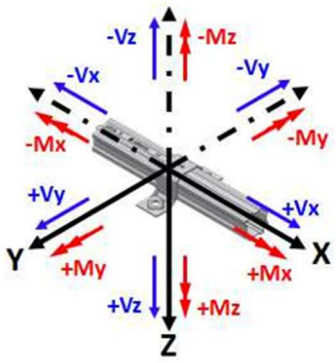

$\pm V_{x,Rd}$ [kN]	0,36
$\pm C_{Vx,Rd}$ [kN/mm]	3,64
$\pm C_{Vx,Geb.}$ [kN/mm]	3,2
$\pm V_{y,Rd}$ [kN]	27,77
$\pm C_{Vy,Rd}$ [kN/mm]	1,13
$\pm C_{Vy,Geb.}$ [kN/mm]	1,73
$\pm V_{z,Rd}$ [kN]	29,21
$\pm C_{Vz,Rd}$ [kN/mm]	2,02
$\pm C_{Vz,Geb.}$ [kN/mm]	2,52
$\pm M_{y,Rd}$ [kNm]	0,99
$\pm C_{My,Rd}$ [kNm/rad]	7,58
$\pm C_{My,Geb.}$ [kNm/rad]	11,24
$\pm M_{z,Rd}$ [kNm]	0,92
$\pm C_{Mz,Rd}$ [kNm/rad]	14,40
$\pm C_{Mz,Geb.}$ [kNm/rad]	20,03